

2016 KERUI W1 WiFi PSTN Home Burglar Alarm System



Features:

1. Operation by voice instruction, easy to use.
2. Support 2.4G WiFi wireless network, configuration network easy.
3. Support host real-time feedback to APP.
4. Support multiple alarm operation, no quantity limited.
5. With function of alarm sms push, support IOS/Android operating system.
6. 8 zone types optional in each zone: Delay arm, delay alarm and ON/OFF siren is available.
7. Defense zones can be defined and named via APP.
8. By scan QR code on APP, 8 remote controls, 8 defense zones and 8*8 detectors can

be set in long-distance.

9.Can set 3 groups alarm number,it works when power failure.

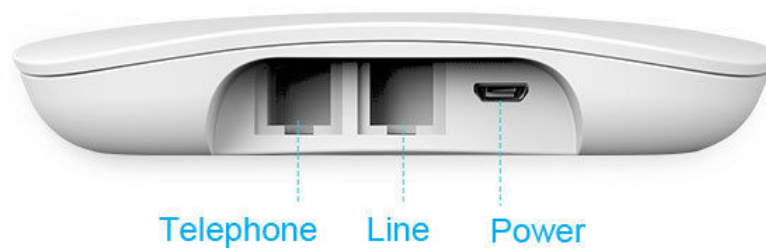
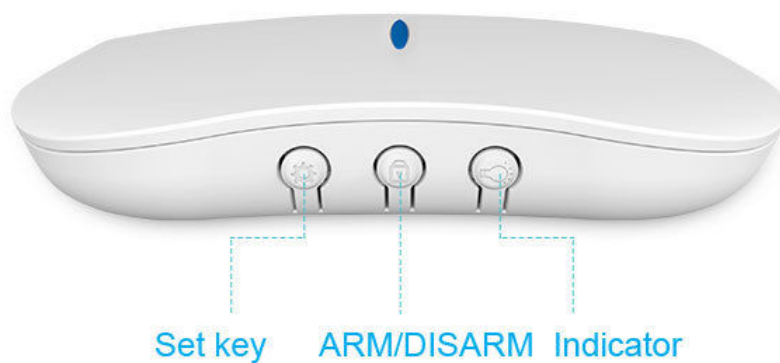
10.4 groups scheduling Arm/Disarm function to finish fully intelligent automatic control.

11.Control as much as 8 groups smart sockets,1 alarm siren,1 linkage switch.

12.Can set 4 groups scheduling socket switch.

13.Panel Voice/Alarm Volume is adjustable.

14.Can work with telephone line.If the the place without WiFi,user can connect telephone line to work.



Technical Parameters

The power supply	DC5V 1A
Built-in battery	3.7V 800mAh the lithium battery
The battery standby time	8h
Working current	65mA ~ 150mA
Standby current	65mA ~ 125mA
The alarm current	≤400mA
Radio frequency	433MHZ
Receiving distance	> 100M(open area)
Receiving sensitivity	-90dBm
Launch distance	100M(open area)
Built-in alarm loudness	80dB
Modulation method	ASK
The host low electric voltage	3.5V (No voice prompt, mobile phone APP suggests low electricity)
Accessories parameters	Hs1527 coding , 220KVibration resistance

Home Appliance:



Support work with WiFi.

User can connect the alarm system with WiFi by using alarm APP on mobile phone. And system will send alarm message to APP. And user can remote control the system by using APP also. So user do not need pay any fees for W1.



With PSTN function

If the place installed W1 without WiFi, user can connect it with telephone line to work. And when the alarm system be triggered, W1 will auto call user's phone number.



PS: If W1 just connect with telephone line and without WiFi, the alarm APP will not work.

Build your smart home

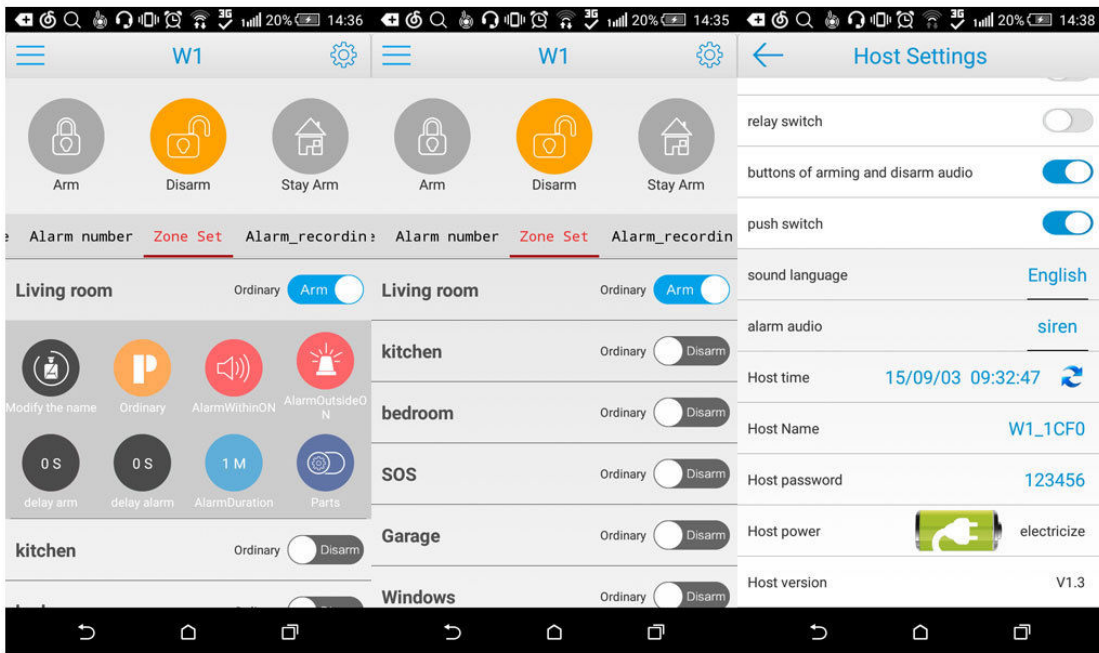
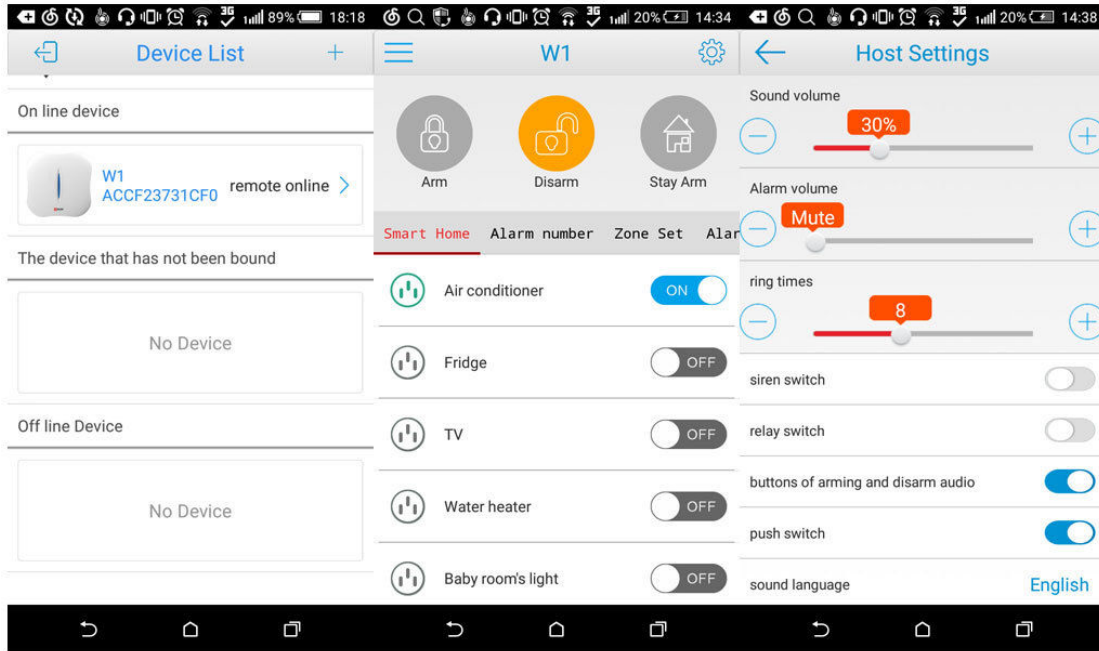
Connect W1 with S71 wireless smart socket, so users can remote control appliances turn ON/OFF by using APP.

PS: User need order S71 smart sockets to enable this function. And W1 can connect with 8pcs S71 sockets.



APP of W1

Users can search "W1" on Apple App store or Google play store to down the APP.



Package content

W1 panel	1
Wireless PIR motion detector	1
Wireless door sensor	1
Wireless remote controller	2
AC power adapter	1 (UK/US/EU/AU)

Q&A.

Q:Can this alarm system work with WIFI and PSTN (telephone line) together?So if the WIFI failure,W1 can switch PSTN mode to work.

A:Yes.User can connect alarm system with WIFI and telephone line to work.And when W1 be triggered,it will push alarm message to the APP via WIFI and call the phone number via telephone line.And if the WIFI failure,W1 will change PSTN mode auto.

Q:It just with WIFI in my house and without telephone line,can I use this alarm system?

A:Yes.W1 can work in WIFI mode only.

Q:Can I add additional remote controllers,door sensors,pir sensors,smoke detectors,gas detectors or other sensors to work with this alarm system?How many?

A:Yes.W1 can work with 64 wireless sensors and 8 remote controllers.

Q:Does the alarm panel with backup battery?

A:Yes.W1 with internal rechargeable backup battery. It can support W1 work about 4-6 hours.

Q:What is the dimensional of W1?

A:150*50*82 mm.