



BOON EDAM
YOUR **ENTRY** EXPERTS.



DATA SHEET

SIGNATURE SPEEDLANE SERIES.

SECURITY SOLUTIONS **TAILORED TO YOU**

DIMENSIONS AND SPECIFICATIONS

Type	A Passage Width (mm)	Capacity / Minute*	# of Door Wings	Disabled Access	Type of Traffic	B Overall Width (mm)	C Door Wing Height (mm)	D Unit Height (mm)	E Unit Length (mm)
Standard	615	20-30	2	✗	♂	1085	940	1060	1400
High	615	20-30	2	✗	♂	1085	1800	1060	1400
Wide	915	20-30	2	♿	♂ ♿	1385	940	1060	1400
High & Wide	915	20-30	2	♿	♂ ♿	1385	1800	1060	1400

* Depending on access control system, in one direction.

SIGNATURE SPEEDLANE SERIES

The Signature Speedlane Series is a collection of premium speed gates designed to introduce security into areas where space is limited, but a high level of throughput is paramount.

- Tailgating and safety detection sensors as standard
- Intuitive user guidance
- Flexible lane configurations
- Multiple integration capabilities
- Easy installation
- Small footprint
- Smooth, swinging glass barriers
- Made with premium quality materials
- Fully customisable

SECURITY YOUR WAY.

The sophisticated aesthetic of modern architectural trends has inspired the new series of unique and fashionable security turnstiles. You can now benefit from the reliable functionality and market-leading technology of our security entrances while having the flexibility to create a truly bespoke entrance solution.

Our speed gates are fully customisable, allowing you to change anything from shape, size and finish to access control integration, connectivity, accessories and more. With a wide range of options available, you have the flexibility to tailor our speed gates to suit your needs today, tomorrow, and for years to come.

- Cabinet length
- Cabinet height
- Cabinet colour
- Top of cabinet material
- Square, round, or tapered cabinet ends
- User indication design
- Glass height up to 1800mm

TECHNICAL SPECIFICATIONS

Power Supply: 110-240 VAC, 50/60 Hz

Power Consumption

Operating: 80W

Stationary: 60W

Ambient Temperature: -15°C to +50°C

Weight: 200 kg

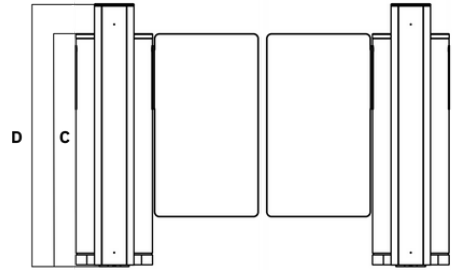
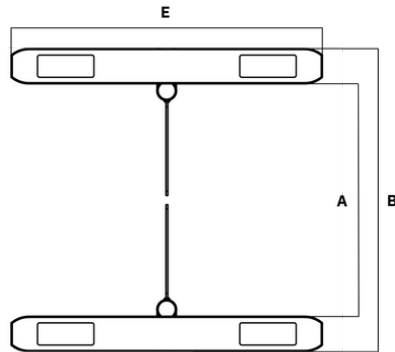
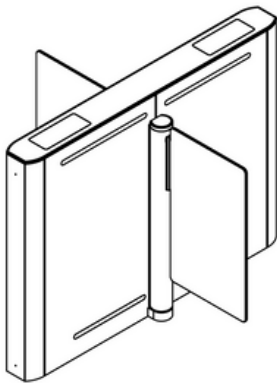
BOONTOUCH

BoonTouch is a universal control panel that can be used to operate the Speedlane Compact remotely, from a reception area or security desk. It is able to operate any combination of up to six security access solutions. With a user-friendly interface, the BoonTouch allows for the control of individual lanes, multiple lanes and to control an alarm situation.

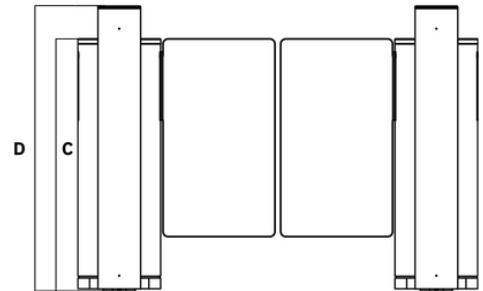
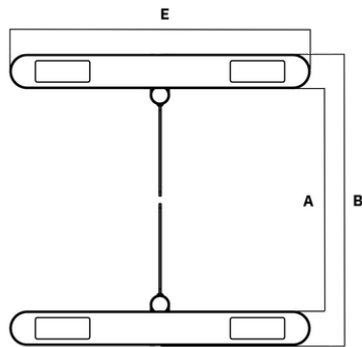
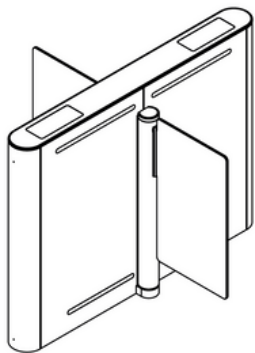


TECHNICAL DIMENSIONS

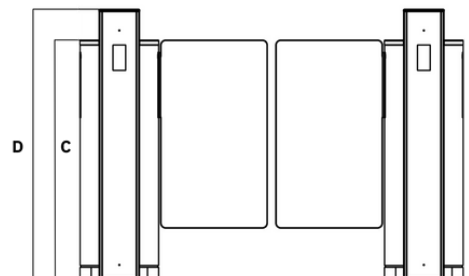
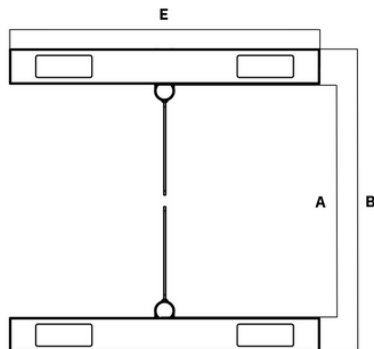
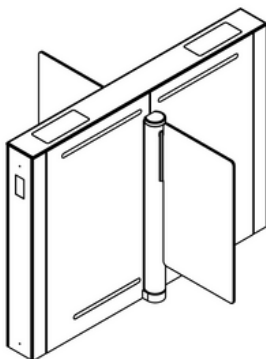
SIGNATURE SPEEDLANE SCULPT



SIGNATURE SPEEDLANE CONTOUR



SIGNATURE SPEEDLANE EDGE



OUR REACH IS GLOBAL.

We have been in business for 150 years, manufacturing premium aesthetic and security entrance solutions in The Netherlands, the United States of America and China. We can confidently say that we cover every corner of the globe with subsidiary companies in major cities across the globe. Furthermore our global export division not only partner with our distributors, but also offer direct sales and service to every territory. This wide net allows us to have a strong global footprint and a personal grasp of local markets and their unique entry requirements.

To find your closest Boon Edam expert, please go to:
www.boonedam.co.uk/contact



Boon Edam Limited
T 01233 505 900
E uk.contact@boonedam.com
I www.boonedam.co.uk

V2-2301


BOON EDAM
YOUR ENTRY EXPERTS.