

Technical Data Sheet


Pipebloc EL

UIC of product-type: EL

Issue: 2.1
Jan 2017



CE Certification
Is Air Permeability
Movement Rigid Walls
Pipes Linear joints
Is Acoustic Rating
Trays Rigid Floors
es CE Certification
Air Permeability



CE Certific
Penetration Seals
Movement Rigid W
Metallic Pipes Lin
Flexible Walls Ac
Cable Trays Rigid
Plastic Pipes CE C
Air Permeability



UAE Certificate of Compliance

دديت مل ا كيرجل ات ار ام ال ا نلود
يولخ ادل ا نر ازو
ين دمل ا ن ف د ل ل م اعن ا ن د ل ل و ل ا
ي مل اعن ات ا ر ي س ت خ مل ا د ا م ت ح ا ن ن ج ل
بي ر ف ت ل ا د ه ا ع م و ت ر ي س ت ل ا ت و ي و



APPROVED
CF5368



ETA 15-0491
CE-1121-CPR-JA5082



EU

FSi Limited
Westminster Industrial Estate
Tamworth Road
Measham
DE12 7DS
UK

www.fsilttd.com

Email: technical@fsilttd.com
Tel: +44 (0) 1530 515130
Fax: +44 (0) 1530 273564





Contents

Contents	Page
• Product Technical Data	1 - 2
- Product Overview	
• Performance Data - Walls	3 - 4
- 100mm Rigid and Flexible Wall	
• Performance Data - Batt	5 - 7
- 100mm Rigid and Flexible Wall	
• Performance Data - Floors	8 - 9
- 150mm Rigid Floor	



Product Technical Data

ETA 15-0491
CE-1121-CPR-JA5082

Product Overview

Technical Description of the Product

PipeBloc EL is designed and tested to seal service penetration apertures containing plastic and metallic pipes with insulation, using thermoplastic composites based on graphite intumescent technology. Developed to provide a high volume expansion and pressure seal during a fire the PipeBloc EL offers EI120 tested to EN1366-3, the maximum diameter being 250mm, the ultra thin design of PipeBloc EL ensuring that they can be installed in to the tightest of locations.

PipeBloc EL is installed around combustible pipes to form a penetration seal used to reinstate the fire resistance performance of wall and floor constructions where they have been provided with apertures for the penetration of combustible pipe services.

PipeBloc EL can be used with Pyrocoustic Sealant to seal the space between the combustible pipe and the aperture to close any gap.

Intended Use

The intended use of PipeBloc EL is to reinstate the fire resistance performance of wall and floor constructions, where they are penetrated by various combustible pipe services.

The specific elements of construction that the system PipeBloc EL may be used is as follows:

- Fire resistance testing to EN 1366-3: 2009.
- Classified as EI 120 using EN 13501-2.
- Certifire 3rd Party Certification CF 5368.
- Fire resistance testing in flexible walls, rigid floors and Stopseal Batt.
- PipeBloc EL gives the users versatility when installing in a multitude of common site conditions, PipeBloc EL is supplied in a convenient 25m long, 40mm wide roll.
- Can be use with Plastic Pipes - PVC, HDPE, PP, PE, ABS, PVC-C and SAN + PVC.

Key Product Points

- Can be used to close off various types of insulation around metallic pipes.
- Causes no known effects to plastic pipes.
- The product is based on an thermoplastic composite and is therefore non-toxic.
- Halogen free, contains no asbestos, ceramic or mineral fibres.
- Not affected by fungus, vermin or rodents.
- Conditioned to Type X: -20°C to +70°C with accordance with EOTR 024 and Etag 026.



Product Technical Data

ETA 15-0491
CE-1121-CPR-JA5082

Description	Result	Test Standards
Pipe Diameter	32mm, 40mm, 50mm, 55mm, 63mm, 75mm, 82mm, 90mm, 100mm, 110mm, 125mm, 140mm, 160mm, 200mm and 250mm	
Plastic types	PVC-U, PVC-C, ABS, SAN + PVC, PE-HD, PE, PP	
Width (Nominal)	40mm	
Thickness (Nominal)	2mm at 32mm upto 10mm at 200mm	
Density	Approximately 1.2 g/cm ³	ISO 2811-1:2011
Volume Expansion at 450°C	Approximately 25 times	EOTA TR 024
Expansion Pressure N/mm ²	Up to max 1.30	
Fire Resistance	Up to EI 120	EN 1366-3: 2009 and EN 13501-2
Insulation	Phenolic, Elastomeric, Glass and Stone	

Installation

Ensure that the aperture and services in question are tested with Pipebloc EL, and the site conditions are within the application specification. Sufficient annular space needs to be present around the service to allow adequate installation depth.

All services and apertures need to be clean and clear of all dust and loose particles. The aperture temperature needs to be at 5°C or above at time of installation.

Upon installation make sure that you install the Pipebloc EL around the pipe using the correct number of wraps needed, leaving 5mm from the face of the surface, make sure that you fill all of the annulus with Pyrocoustic Sealant to finish of the system.

Once compacted, smooth off the Pyrocoustic Sealant to produce a professional looking finish.

Intumescent Thickness	
Pipe Diameter	Wrap Size / Number
ø 32 mm - ø 50 mm	2 off 40 mm (W) x 2 mm (T)
ø 51 mm - ø 105 mm	3 off 40 mm (W) x 2 mm (T)
ø 106 mm - ø 160 mm	4 off 40 mm (W) x 2 mm (T)
ø 161 mm - ø 200 mm	5 off 40 mm (W) x 2 mm (T)
ø 201 mm - ø 250 mm	6 off 40 mm (W) x 2 mm (T)



Performance Data - Walls

ETA 15-0491
CE-1121-CPR-JA5082

Substrates

The walls shall be a minimum of **100mm thick**. Drywalls shall comprise a minimum of 2 layers of 'Type F' Gypsum board on both faces, with minimum 50mm studs. Masonry / Concrete walls shall have a minimum density for concrete or brick of 780kg/m³ and for aerated concrete blocks of 600kg/m³. All walls shall have at least the same fire resistance as that required for the sealing system.

Service support requirements

Services should be rigidly supported via steel angles, hangers or channels, not further than 400mm from the surface of the sealing system on both faces of wall and top face of floor unless specified otherwise in the performance data.

Terminology

Fire performance in accordance with EN1366-3, EN1366-4, Classification 13501-2:2007 + A1:2009, ETAG-026, Air Permeability EN1026, Sound EN10140. Fire resistance classes are: E = Integrity, the product can withstand the fire from the non-fire side, I =Insulation, the product can withstand the temperature travelling down the service, U/U = Uncapped inside and outside the furnace, U/C = Uncapped inside and Capped outside the furnace, C/U = Capped inside and Uncapped outside the furnace.

FLEXIBLE OR RIGID WALL

PipeBloc EL, friction fitted flush to both sides of Flexible or Rigid walls with a minimum thickness of 100 mm PVC Pipes.				
Penetration Specification	Wrap Reference	Intumescent Material	Annulus Space (mm)	Classification
PVC Pipe 50 mm ø 1.8mm wall thickness.	25 mtr roll of PipeBloc EL	40 mm (W) x 4 mm (T)	4	EI 120 U/C
PVC Pipe 160 mm ø 6.2mm wall thickness.		40 mm (W) x 8 mm (T)	10	EI 90 U/C
PVC Pipe 160 mm ø 9.5mm wall thickness.		40 mm (W) x 10 mm (T)	12	EI 120 U/C
PVC Pipe 200 mm ø 7.7mm wall thickness.				
PVC Pipe 200 mm ø 9.6mm wall thickness.				

PipeBloc EL, friction fitted flush to both sides of Flexible or Rigid walls with a minimum thickness of 100 mm PP Pipes.				
Penetration Specification	Wrap Reference	Intumescent Material	Annulus Space (mm)	Classification
PP Pipe 50 mm ø 2.9 mm wall thickness.	25 mtr roll of PipeBloc EL	40 mm (W) x 4 mm (T)	4	EI 120 U/C
PP Pipe 160 mm ø 4.0 mm wall thickness.		40 mm (W) x 8 mm (T)	10	E 120 U/C EI 90 U/C
PP Pipe 160 mm ø 14.6 mm wall thickness.		40 mm (W) x 10 mm (T)	12	EI 120 U/C EI 90 U/C EI 120 U/C
PP Pipe 200 mm ø 4.9 mm wall thickness.				
PP Pipe 200 mm ø 18.2 mm wall thickness.				
PP Pipe 250 mm ø 10.1 mm wall thickness.				



Performance Data - Walls

ETA 15-0491
CE-1121-CPR-JA5082

FLEXIBLE OR RIGID WALL

PipeBloc EL, friction fitted flush to both sides of Flexible or Rigid walls with a minimum thickness of 100 mm PE Pipes.

Penetration Specification	Wrap Reference	Intumescent Material	Annulus Space (mm)	Classification
PE Pipe 50 mm ϕ 2.9 mm wall thickness.	25 mtr roll of PipeBloc EL	40 mm (W) x 4 mm (T)	4	EI 120 U/C
PE Pipe 160 mm ϕ 4.9 mm wall thickness.		40 mm (W) x 8 mm (T)	10	EI 15 U/C
PE Pipe 160 mm ϕ 9.5 mm wall thickness.		40 mm (W) x 8 mm (T)	10	EI 90 U/C
PE Pipe 200 mm ϕ 4.9 mm wall thickness.		40 mm (W) x 10 mm (T)	12	EI 15 U/C
PE Pipe 200 mm ϕ 18.4 mm wall thickness.		40 mm (W) x 10 mm (T)	12	EI 120 U/C



Performance Data - Batt

ETA 15-0491
CE-1121-CPR-JA5082

Substrates

The walls shall be a minimum of **100mm thick**. Drywalls shall comprise a minimum of 2 layers of 'Type F' Gypsum board on both faces, with minimum 50mm studs. Masonary / Concrete walls shall have a minimum density for concrete or brick of 780kg/m³ and for aerated concrete blocks of 600kg/m³. All walls shall have at least the same fire resistance as that required for the sealing system.

Service support requirements

Services should be rigidly supported via steel angles, hangers or channels, not further than 400mm from the surface of the sealing system on both faces of wall and top face of floor unless specified otherwise in the performance data.

Terminology

Fire performance in accordance with EN1366-3, EN1366-4, Classification 13501-2:2007 + A1:2009, ETAG-026, Air Permeability EN1026, Sound EN10140. Fire resistance classes are: E = Integrity, the product can withstand the fire from the non-fire side, I =Insulation, the product can withstand the temperature travelling down the service, U/U = Uncapped inside and outside the furnace, U/C = Uncapped inside and Capped outside the furnace, C/U = Capped inside and Uncapped outside the furnace.

STOPSEAL BATT

Stopseal 50mm Batt in Rigid & Flexible Walls with a minimum thickness of 100mm both faces.					
Aperture Size	Seal Composition	Services	Capping	Seal	Classification
750mm wide by 1200mm high	Pattress installation of 50mm thick 140kg/m ³ Stopseal Coated Batt.	Single copper or steel pipe 40 - 159mm diameter and 1 - 14.2mm wall thickness with sustained/continuous Elastomeric foam insulation 13 - 25mm thick.	C/U	2 Layers of 2mm thick 40mm wide PipeBloc EL installed within both Batts.	E 120, EI 60
		Single copper or steel pipe 42mm diameter and 1mm wall thickness with sustained/continuous Elastomeric foam insulation 13 - 25mm thick.			EI 120
		Single copper or steel pipe 40 - 159mm diameter and 1.2 - 14.2mm wall thickness with sustained/continuous Elastomeric foam insulation 25mm thick.			EI 90



Performance Data - Batt

ETA 15-0491
CE-1121-CPR-JA5082

STOPSEAL BATT

Stopseal 50mm Batt in Rigid & Flexible Walls with a minimum thickness of 100mm both faces.					
Aperture Size	Seal Composition	Services	Capping	Seal	Classification
750mm wide by 1200mm high	Pattress installation of 50mm thick 140kg/m ³ Stopseal Coated Batt.	Single copper or steel pipe 40 - 108mm diameter and 1 - 14.2mm wall thickness with sustained/continuous Phenolic Foam insulation 25 - 40mm thick .	C/U	2 Layers of 2mm thick 40mm wide PipeBloc EL installed within both Batts.	EI 90
		Single copper or steel pipe 42mm diameter and 1mm wall thickness with sustained/continuous Phenolic Foam insulation 25 - 40mm thick.			EI 120
		Single copper or steel pipe 40 - 108mm diameter and 1.2 - 14.2mm wall thickness with sustained/continuous Phenolic Foam insulation 40mm thick.			EI 120

Double Stopseal 50mm Batt in Rigid & Flexible Walls with a minimum thickness of 100mm both faces.				
Aperture Size	Seal Composition	Services	Seal	Classification
750mm wide by 1200mm high	Double layer of 50mm thick 140kg/m ³ Stopseal Coated Batt. .	Single copper or steel pipe 40 - 159mm diameter and 1 - 14.2mm wall with sustained/continuous Elastomeric insulation 13 - 25mm thick .	2 Layers of 2mm thick 40mm wide PipeBloc EL installed within both-Batts.	EI 60
		Single copper or steel pipe 42mm diameter and 1mm wall with sustained/continuous Elastomeric insulation 13 - 25mm thick.		E120, EI 90



Performance Data - Batt

ETA 15-0491
CE-1121-CPR-JA5082

STOPSEAL BATT

Double Stopseal 50mm Batt in Rigid & Flexible Walls with a minimum thickness of 100mm.					
Aperture Size	Seal Composition	Services	Capping	Seal	Classification
750mm wide by 1200mm high	Double layer of 50mm thick 140kg/m ³ Stopseal Coated Batt.	Single copper or steel pipe 40 - 108mm diameter and 1 - 14.2mm wall thickness with sustained/continuous Phenolic Foam insulation 25 - 40mm thick .	C/U	2 Layers of 2mm thick 40mm wide PipeBloc EL installed within both Batts.	E120, EI 60
		Single copper or steel pipe 42mm diameter and 1mm wall thickness with sustained/continuous Phenolic Foam insulation 25 - 40mm thick.			E120, EI 90

PipeBloc EL, Installed into double Stopseal Batt in Flexible Wall with a minimum thickness of 100mm PVC-U, PVC-C with Insulation.					
Aperture Size	Seal Composition	Services	Capping	Seal	Classification
600mm wide by 600mm high	Double layer of 50mm thick 140kg/m ³ Stopseal Coated Batt.	PVC-U Pipes 40mm diameter with Armaflex Insulation 'Class O' 9-32mm thickness (Continuous/Sustained).	U/C	100mm separation between services.	EI 90
		PVC-U Pipes 40mm - 110mm diameter with Armaflex Insulation 'Class O' 13-32mm thickness (Continuous/Sustained).			
		PVC-U Pipes 40mm diameter with Kingspan Phenolic Insulation 15-25mm thickness (Continuous/Sustained).			
		PVC-U Pipes 40mm - 110mm diameter with Kingspan Phenolic Insulation 20-25mm thickness (Continuous/Sustained).			



Performance Data - Floor

ETA 15-0491
CE-1121-CPR-JA5082

Substrates

The floors shall be a minimum of **150mm thick**. Masonry / Concrete floors shall have a minimum density for concrete or brick of 780kg/m³ and for aerated concrete blocks of 600kg/m³. All floors shall have at least the same fire rating as that required for the sealing system.

Service support requirements

Services should be rigidly supported via steel angles, hangers or channels, not further than 400mm from the surface of the sealing system on both faces of wall and top side of the floor unless specified otherwise in the performance data.

Terminology

Fire performance in accordance with EN1366-3, EN1366-4, Classification 13501-2:2007 + A1:2009, ETAG-026, Air Permeability EN1026, Sound EN10140. Fire resistance classes are: E = Integrity, the product can withstand the fire from the non-fire side, I = Insulation, the product can withstand the temperature travelling down the service, U/U = Uncapped inside and outside the furnace, U/C = Uncapped inside and Capped outside the furnace, C/U = Capped inside and Uncapped outside the furnace.

RIGID FLOOR

PipeBloc EL, friction fitted flush to both sides (top and bottom) of Rigid Floor with a minimum thickness of 150 mm PP Pipes.

Penetration Specification	Wrap Reference	Intumescent Material	Annulus Space (mm)	Classification
PP Pipe 50 mm ϕ 2.9 mm wall thickness.	25 mtrs of PipeBloc EL	1 Layer of 40 mm (W) x 2 mm (T) 1 Layer of 40 mm (W) x 2 mm (T) Combined Thickness 40 mm (W) x 4 mm (T)	4	EI 120 U/C
PP Pipe 200 mm ϕ 4.9 mm wall thickness.		40 mm (W) x 10 mm (T)	10	E 20 U/C EI 15 U/C
PP Pipe 200 mm ϕ 18.2 mm wall thickness.				E 120 U/C EI 90 U/C

PipeBloc EL, friction fitted flush to both sides (top and bottom) of Rigid Floor with a minimum thickness of 150 mm HDPE Pipes.

Penetration Specification	Wrap Reference	Intumescent Material	Annulus Space (mm)	Classification
HDPE Pipe 50 mm ϕ 2.9 mm wall thickness.	25 mtrs of PipeBloc EL	1 Layer of 40 mm (W) x 2 mm (T) 1 Layer of 40 mm (W) x 2 mm (T) Combined Thickness 40 mm (W) x 4 mm (T)	4	EI 120 U/C
HDPE Pipe 200 mm ϕ 4.9 mm wall thickness.		40 mm (W) x 10 mm (T)	12	EI 120 U/C
HDPE Pipe 200 mm ϕ 11.4 mm wall thickness.				EI 120 U/C



Performance Data - Floor

ETA 15-0491
CE-1121-CPR-JA5082

RIGID FLOOR

PipeBloc EL, friction fitted flush to both sides (top and bottom) of Rigid Floor with a minimum thickness of 150 mm PVC Pipes.

Penetration Specification	Wrap Reference	Intumescent Material	Annulus Space (mm)	Classification
Pipe 50 mm \varnothing 1.8 mm wall thickness.	50 mm PipeBloc EL	1 Layer of 40 mm (W) x 2 mm (T) 1 Layer of 40 mm (W) x 2 mm (T) Combined Thickness 40 mm (W) x 4 mm (T)	4	EI 120 U/C
Pipe 200 mm \varnothing 7.7 mm wall thickness.	200 mm PipeBloc EL	40 mm (W) x 10 mm (T)	12	EI 120 U/C
Pipe 200 mm \varnothing 9.6 mm wall thickness.	200 mm PipeBloc EL			EI 60 U/C

PipeBloc EL, friction fitted in centre of seal of Rigid Floor with a minimum thickness of 150mm PVC-U, PVC-C.




Penetration Specification	Wrap Reference	Intumescent Material	Annulus Space	Classification
Pipe 50mm \varnothing 2.4mm wall thickness.	40mm PipeBloc EL	40mm (w) x 4mm (T)	6mm	EI 240 U/C
Pipe 50mm \varnothing 3.7mm wall thickness.	50mm PipeBloc EL			E 240 , EI 120 U/C
Pipe 200mm \varnothing 9.6mm wall thickness.	200mm PipeBloc EL	40mm (w) x 20mm (T)	22mm	E 240 , EI 180 U/C
Pipe 200mm \varnothing 9.6mm wall thickness.	200mm PipeBloc EL			EI 60 U/C

PipeBloc EL, Friction fitted in centre of seal of Rigid Floor with a minimum thickness of 150mm PE, ABS & SAN-PVC.

Penetration Specification	Wrap Reference	Intumescent Material	Annulus Space	Classification
Pipe 50mm \varnothing 3mm wall thickness.	40mm PipeBloc EL	40mm (w) x 4mm (T)	6mm	EI 240
Pipe 50mm \varnothing 4.6mm wall thickness.	50mm PipeBloc EL			
Pipe 200mm \varnothing 4.9mm wall thickness.	200mm PipeBloc EL	40mm (w) x 20mm (T)	22mm	
Pipe 200mm \varnothing 18.2mm wall thickness.	200mm PipeBloc EL			

PipeBloc EL, friction fitted in centre of seal of Rigid Floor with a minimum thickness of 150mm PP.

Penetration Specification	Wrap Reference	Intumescent Material	Annulus Space	Classification
Pipe 50mm \varnothing 2mm wall thickness.	40mm PipeBloc EL	40mm (w) x 4mm (T)	6mm	EI 240
Pipe 50mm \varnothing 6.9mm wall thickness.	50mm PipeBloc EL			
Pipe 200mm \varnothing 4.9mm wall thickness.	200mm PipeBloc EL	40mm (w) x 20mm (T)	22mm	
Pipe 200mm \varnothing 18.2mm wall thickness.	200mm PipeBloc EL			EI 120



FSi has Technical Representatives who provide assistance in the selection and specification of FSi products. For more information, specification and technical advice please call our Head Office on Tel: +44 (0) 1530 515130. Guarantee / Warranty: FSi products are manufactured to rigid standards of quality. Any product which has been applied in accordance with FSi's written instructions and in any application recommended by FSi, but which is proved to be defective in product quality, will be replaced free of charge. No liability can be accepted for the information provided in this document although it is published in good faith and believed to be correct. FSi Limited reserves the right to alter product specifications without prior notice, in line with our Company policy of continuous development and improvement.